The image is a promotional graphic for the AiS Challenge 2001-2002. It features a dark, space-themed background with a faint image of Earth and a satellite. The text is centered and includes the title 'Project Development Module', the subtitle 'How to Submit Your AiS Challenge Abstract', and event information: 'AiS Challenge Glorietta Kickoff Conference October, 2001'. At the bottom, a quote reads 'THE UNIVERSE WILL NEVER BE THE SAME'.

**AiS Challenge 2001-2002**

# **Project Development Module**

How to Submit Your AiS Challenge Abstract

**AiS Challenge  
Glorietta Kickoff Conference  
October, 2001**

*THE UNIVERSE WILL NEVER BE THE SAME*

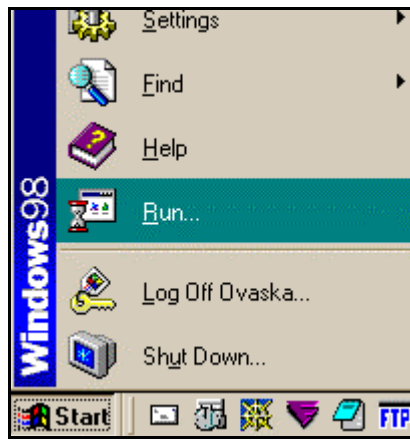
# Submitting Your AiS Challenge Abstract

---

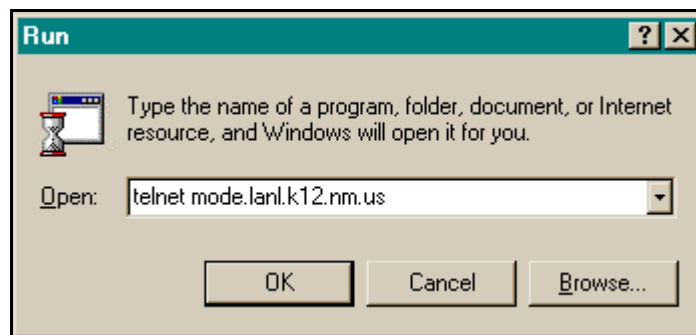
## Getting Started

Before you can officially submit your Abstract to the AiS Challenge staff, at least one member of your team must log on to the Mode machine. To do so, perform the following steps while sitting in front of a PC:

- From the “Start” menu in the lower left-hand corner of the screen select “Run ...”



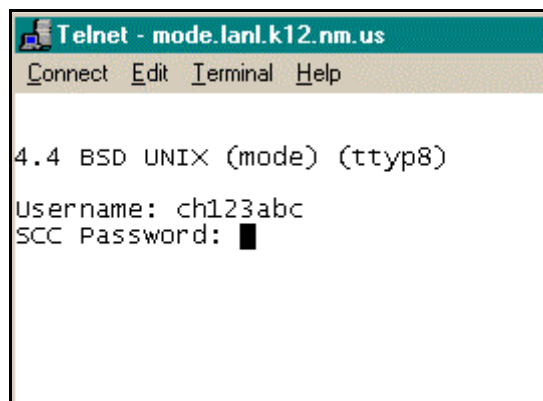
- In the text window, type in “telnet mode.lanl.k12.nm.us” and press the “OK” button.



- From the telnet window, enter in your login name next to where it says “Username : ”. You can find your login name in the lower *left-hand* corner of your nametag.

Also enter in your SCC (SuperComputing Challenge) Password at the prompt. You can find your password in the lower *right-hand* corner of your nametag, although you may have changed it when you logged on earlier.

*Note that your password won't display to the screen when you type it in. This is a security precaution in case someone is looking over your shoulder!*

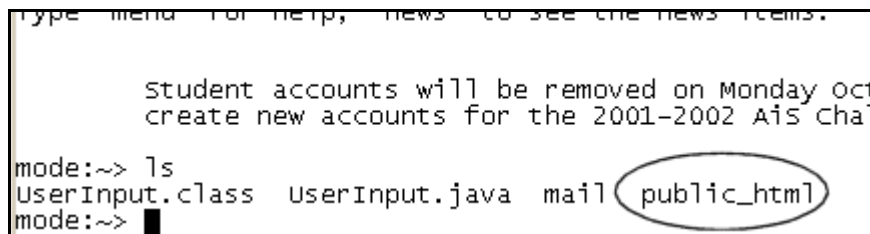


```

Telnet - mode.lanl.k12.nm.us
Connect Edit Terminal Help

4.4 BSD UNIX (mode) (ttyp8)
Username: ch123abc
SCC Password: █
    
```

- At the Mode prompt, type the command “ls”, to **l**ist the files and folders available in your home directory (folder). You should see, among other items, a folder named “public\_html”.



```

type menu for help, news to see the news items.

Student accounts will be removed on Monday Oct
create new accounts for the 2001-2002 AiS chal

mode:~> ls
UserInput.class UserInput.java mail public_html
mode:~> █
    
```

- Enter this directory by issuing the command “cd public\_html” at the prompt. Note how the prompt will change to indicate you are now in the *public\_html* directory.

```
student accounts will be remov  
create new accounts for the 20  
mode:~> ls  
UserInput.class UserInput.java mail  
mode:~> cd public_html/  
mode:~/public_html>
```

prompt changes

- Now, use the “ls” command to see the items in your *public\_html* directory. You should see a file named “abstract.html”. This is the file that you will place the text of your actual abstract into!

```
mode:~> ls  
UserInput.class UserInput.java mail public_html  
mode:~> cd public_html/  
mode:~/public_html> ls  
abstract.html  
mode:~/public_html> █
```

## Working with the Abstract Template

The file *abstract.html*, is the file that you will need to edit with information about your team and team members, as well as the textual content of your actual project description (i.e. your abstract).

- At the mode prompt, type “`pico abstract.html`”. This will open the file for editing.

```
mode:~> ls
UserInput.class UserInput.java mail public_html
mode:~> cd public_html/
mode:~/public_html> ls
abstract.html
mode:~/public_html> pico abstract.html
```

- You should obtain an interface which looks similar to the following picture. From this screen, you can edit the abstract file as indicated on the next page.

```
Telnet - mode.lanl.k12.nm.us
Connect Edit Terminal Help
Uw PICO(tm) 2.9 File: abstract.html

html>
<head>
<title>Ais Challenge Abstract</title>
</head>
<body>
<h1 align="center">Ais Challenge Team Abstract</h1>
<p>Team Number: </b>Put Team Number Here
<p><b>School Name: </b>Put School Name Here
<p><b>Area of Science: </b>Put Area of Science Here
<p><b>Project Title: </b>Put Project Title Here
<p>&nbsp;
<p>&nbsp;
<hr>
Type in (or copy and paste) your abstract text here, adding HTML tags
as appropriate.
[ Read 49 lines ]
^G Get Help ^O WriteOut ^R Read File ^Y Prev Pg ^K Cut Text ^C Cur Pos
^X Exit ^J Justify ^W where is ^V Next Pg ^U Uncut Text ^T To spell
```

## Required Information

Use the arrow keys, backspace key, and delete key to scroll through the document and edit the following information: (the next two pages visually demonstrate this ...)

1. **Team Number**
2. **School Name**
3. **Area of Science**
4. **Project Title**
5. **Abstract**
6. **Team Member(s) (and login names)**
7. **Sponsoring Teacher(s) (and login names)**
8. **Mentor(s)**

You will replace this information (as seen in **bold** and circled on the *next page*) with information appropriate to your team and project. Some items to keep in mind:

- If you do not know HTML, the only thing that you need to keep in mind while entering your abstract is that you should place a *paragraph tag* before the start of each new paragraph you type in.

A paragraph tag looks like this: `<p>`

- Fill in the abstract.html file as complete as you can, but don't worry if you are not able to remember all of the details.

A completed example is shown *two pages from this page*.

## The abstract.html file

```

<html>
<head>
<title>AiS Challenge Abstract</title>
</head>
<body>

<h1 align="center">AiS Challenge Team Abstract</h1>

<p>
  <b>Team Number: </b>Put Team Number Here
<p><b>School Name: </b>Put School Name Here
<p><b>Area of Science: </b>Put Area of Science Here
<p><b>Project Title: </b>Put Project Title Here
<p>&nbsp;

<p>&nbsp;
<hr>
Type in (or copy and paste) your abstract text here, adding HTML tags
as appropriate.
<hr>

<!--

FOR STUDENTS AND TEACHERS BELOW, MAKE SURE TO ENTER A VALID E-MAIL ADDRESS
WHERE YOU SEE "ch099abc@mode.lanl.k12.nm.us" or "chtabcde@mode.lanl.k12.nm.us"

DELETE ANY LINES THAT BEGIN WITH "<li>" THAT YOU DO NOT USE!

-->

<p><b>Team Members</b>
<ul>
  <li><a href="mailto:ch099abc@mode.lanl.k12.nm.us">Put Team Member Name Here</a>
  <li><a href="mailto:ch099abc@mode.lanl.k12.nm.us">Put Team Member Name Here</a>
  <li><a href="mailto:ch099abc@mode.lanl.k12.nm.us">Put Team Member Name Here</a>
  <li><a href="mailto:ch099abc@mode.lanl.k12.nm.us">Put Team Member Name Here</a>
  <li><a href="mailto:ch099abc@mode.lanl.k12.nm.us">Put Team Member Name Here</a>
</ul>

<p><b>Sponsoring Teacher(s)</b>
<ul>
  <li><a href="mailto:chtabcde@mode.lanl.k12.nm.us">Put Teacher Name Here</a>
  <li><a href="mailto:chtabcde@mode.lanl.k12.nm.us">Put Teacher Name Here</a>
</ul>

<p><b>Project Mentor(s)</b>
<ul>
  <li>Put Mentor Name Here
  <li>Put Mentor Name Here
</ul>

</body>

```

Use <p> tags in front of additional paragraphs

## Completed abstract.html file

```

<html>
<head>
<title>AiS Challenge Abstract</title>
</head>
<body>

<h1 align="center">AiS Challenge Team Abstract</h1>

<p>
  <b>Team Number: </b>123
  <p><b>School Name: </b>Glorieta High School
  <p><b>Area of Science: </b>Biology
  <p><b>Project Title: </b>Modeling Bacteria Growth
  <p>&nbsp;

<p>&nbsp;
<hr>
This project will demonstrate the growth of bacteria under certain conditions.
In particular, we will focus upon common household bacterias, such as E-codlum
Magus.
<p>We will use a set of differential equations (namely the Borst equation) to
effectively model the growth over a period of 24 hours. We hope to graph our
results for easy interpretation.
<hr>

<!--
FOR STUDENTS AND TEACHERS BELOW, MAKE SURE TO ENTER A VALID E-MAIL ADDRESS
WHERE YOU SEE "ch099abc@mode.lanl.k12.nm.us" or "chtabcde@mode.lanl.k12.nm.us"

DELETE ANY LINES THAT BEGIN WITH "<li>" THAT YOU DO NOT USE!

-->

<p><b>Team Members</b>
<ul>
  <li><a href="mailto:ch123abc@mode.lanl.k12.nm.us">Allen Cunningham</a>
  <li><a href="mailto:ch123def@mode.lanl.k12.nm.us">Debra Fields</a>
  <li><a href="mailto:ch123ghi@mode.lanl.k12.nm.us">George Ijo</a>
</ul>

<p><b>Sponsoring Teacher(s)</b>
<ul>
  <li><a href="mailto:chtjmarti@mode.lanl.k12.nm.us">Mr. Martinez</a>
</ul>

<p><b>Project Mentor(s)</b>
<ul>
  <li>Dr. Smith from UNM
</ul>

</body>

```

*Note the use of a <p> tag in front of the additional paragraph*



## Viewing Your Abstract

After you have finished editing the *abstract.html* file, hold down the control key and type the letter “o”. This will “WriteOut”, or *save*, your changes to this file.

*Note: Simply press “Enter” when it asks you for the “file name to write”*

Next, hold down the control key and type the letter “x”. This will exit the “pico” text editor and return you to the mode prompt.

```

Telnet - mode.lanl.k12.nm.us
Connect Edit Terminal Help
Uw PICO(tm) 2.9 File: abstract.html Modified

<p><b>Team Members</b>
<ul>
<li><a href="mailto:ch123abc@mode.lanl.k12.nm.us">Allen Cunningham</a>
<li><a href="mailto:ch123def@mode.lanl.k12.nm.us">Debra Fields</a>
<li><a href="mailto:ch123ghi@mode.lanl.k12.nm.us">George Ijo</a>
</ul>

<p><b>Sponsoring Teacher(s)</b>
<ul>
<li><a href="mailto:chtjmarti@mode.lanl.k12.nm.us">Mr. Martinez</a>
</ul>

<p><b>Project Mentor(s)</b>
<ul>
<li>Dr. Smith from UNM
</ul>

</body>
</html>

AG Get Help AO writeout AR Read File AY Prev Pg AK Cut Text AC Cur Pos
AX Exit AJ Justify AW where is AV Next Pg AU UnCut Text AT To Spell
  
```

The file that you have just edited is a web page – to view what your online abstract will look like, open a web browser and enter the following URL:

<http://mode.lanl.k12.nm.us/~ch123abc/abstract.html>

where “ch123abc” is *your* login name.

If you see errors, re-edit the file by typing the command “pico *abstract.html*” at the mode prompt.

## The Final Steps – Submitting Your Abstract

Now, while you are still in your *public\_html* directory, issue the command “**submit abstract.html**”. This sends your abstract to the AiS Challenge staff.

You should see the following confirmation message:

```
mode:~/public_html> submit abstract.html
You have successfully submitted the file "abstract.html" to the Challenge staff

Note: Your file will not immediately appear on the Challenge web Page.
      The Challenge staff is required to review all submissions before
      posting to www.challenge.nm.org
mode:~/public_html> █
```

*A week or so after the kickoff conference, you will see your abstract available off of the main challenge web page at [www.challenge.nm.org](http://www.challenge.nm.org)*

Finally, type “exit” at the mode prompt to log off from the machine.