

## Chapter 16

# Water Waves

*The shallow water equations model waves in bathtubs and tsunamis.*

This chapter is more advanced mathematically than earlier chapters, but you might still find it interesting even if you do not master the mathematical details.

The shallow water equations model the propagation of disturbances in water and other incompressible fluids. The underlying assumption is that the depth of the fluid is small compared to the wave length of the disturbance. For example, we do not ordinarily think of the Indian Ocean as being shallow. The depth is two or three kilometers. But the devastating tsunami in the Indian Ocean on December 26, 2004 involved waves that were dozens or hundred of kilometers long. So the shallow water approximation provides a reasonable model in this situation.

The equations are derived from the principles of conservation of mass and conservation of momentum. The independent variables are time,  $t$ , and two space coordinates,  $x$  and  $y$ . The dependent variables are the fluid height,  $h$ , and the two-dimensional fluid velocity field,  $u$  and  $v$ . With the proper choice of units, the conserved quantities are mass, which is proportional to  $h$ , and momentum, which is proportional to  $uh$  and  $vh$ . The force acting on the fluid is gravity, represented by the gravitational constant,  $g$ . The partial differential equations are:

$$\begin{aligned}\frac{\partial h}{\partial t} + \frac{\partial(uh)}{\partial x} + \frac{\partial(vh)}{\partial y} &= 0 \\ \frac{\partial(uh)}{\partial t} + \frac{\partial(u^2h + \frac{1}{2}gh^2)}{\partial x} + \frac{\partial(uvh)}{\partial y} &= 0 \\ \frac{\partial(vh)}{\partial t} + \frac{\partial(uvh)}{\partial x} + \frac{\partial(v^2h + \frac{1}{2}gh^2)}{\partial y} &= 0\end{aligned}$$

In order to write the equations in a compact form, introduce three vectors.

$$U = \begin{pmatrix} h \\ uh \\ vh \end{pmatrix}$$


$$F(U) = \begin{pmatrix} uh \\ u^2h + \frac{1}{2}gh^2 \\ uwh \end{pmatrix}$$

$$G(U) = \begin{pmatrix} vh \\ uwh \\ v^2h + \frac{1}{2}gh^2 \end{pmatrix}$$

With this notation, the shallow water equations are an instance of a *hyperbolic conservation law*.

$$\frac{\partial U}{\partial t} + \frac{\partial F(U)}{\partial x} + \frac{\partial G(U)}{\partial y} = 0$$

One delicate aspect of this model is the boundary conditions, especially if we intend to model a real world geometry such as the Indian Ocean. For our simple experiment, we confine ourselves to a square region and specify *reflective* boundary conditions,  $u = 0$  on the vertical sides of the square and  $v = 0$  on the horizontal sides. These conditions cause any waves that reach the boundary to be reflected back into the region.



**Figure 16.1.** At the beginning of a time step, the variables represent the solution at the centers of the finite difference grid.

We will use the *Lax-Wendroff* method to compute a numerical approximation to the solution. Introduce a regular square finite difference grid with a vector-valued solution centered in the grid cells, as shown in figure 16.1. The quantity

$$U_{i,j}^n$$

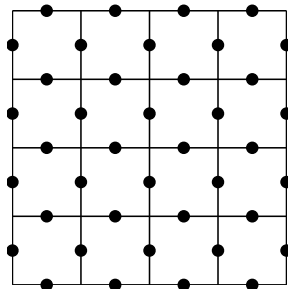
represents a three component vector at each grid cell  $i, j$  that evolves with time step  $n$ .

Each time step involves two stages, something like a two-stage Runge Kutta method for ordinary differential equations. The first stage is a half step; it defines

values of  $U$  at time step  $n + \frac{1}{2}$  and the midpoints of the edges of the grid, as shown in figure 16.2.

$$U_{i+\frac{1}{2},j}^{n+\frac{1}{2}} = \frac{1}{2}(U_{i+1,j}^n + U_{i,j}^n) - \frac{\Delta t}{2\Delta x}(F_{i+1,j}^n - F_{i,j}^n)$$

$$U_{i,j+\frac{1}{2}}^{n+\frac{1}{2}} = \frac{1}{2}(U_{i,j+1}^n + U_{i,j}^n) - \frac{\Delta t}{2\Delta y}(G_{i,j+1}^n - G_{i,j}^n)$$



**Figure 16.2.** The first stage computes values that represent the solution at the midpoints of the edges in the finite difference grid.

The second stage completes the time step by using the values computed in the first stage to compute new values at the centers of the cells, returning to figure 16.1


$$U_{i,j}^{n+1} = U_{i,j}^n - \frac{\Delta t}{\Delta x}(F_{i+\frac{1}{2},j}^{n+\frac{1}{2}} - F_{i-\frac{1}{2},j}^{n+\frac{1}{2}}) - \frac{\Delta t}{\Delta y}(G_{i,j+\frac{1}{2}}^{n+\frac{1}{2}} - G_{i,j-\frac{1}{2}}^{n+\frac{1}{2}})$$

Our MATLAB program, `exm/shallow_water`, uses Lax-Wendroff to solve the shallow water equations on a square region with reflective boundary conditions. Initially,  $h = 1, u = 0, v = 0$  over the entire region, so the solution is static. Then, at repeated intervals, a two dimensional Gaussian shaped peak is added to  $h$ , simulating a impulsive disturbance like a water drop hitting the surface. The resulting waves propagate back and forth over the region. A few snapshots of the dynamic graphic are shown in figure 16.3. The Lax-Wendroff scheme amplifies artificial, nonphysical oscillations. Eventually the numerical values overflow, producing floating point `Inf` and `NaN`, infinity and not-a-number, which cause the surface plot to disappear.

CLAPACK, which stands for Conservation Law Package, is a large collection of Fortran subroutines developed by Randy LeVeque and his colleagues at the University of Washington. A version of the package specialized to modeling tsunamis has been developed by David George. See

<http://www.amath.washington.edu/~claw>

<http://www.amath.washington.edu/~dgeorge/tsunamimodeling.html>



**Figure 16.3.** *A water drop initiates a wave that reflects off the boundary.*